

# MONOSCREEN RSM

## Fine Screen in Stainless Steel



### Main areas of use and features

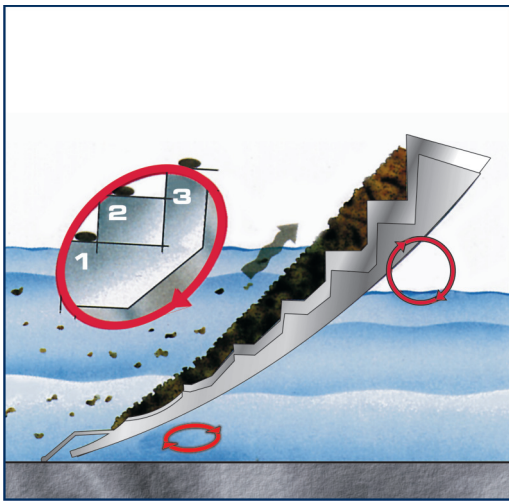
- Patented fine screen with slot width 0.5-6 mm
- Exact slot width during the entire working cycle
- Fully covering screenings mat
- High capacity
- Few moving parts
- Fully enclosed
- The highest separation degree of solids on the market
- High finish guarantees a long life time

# RSM MONOSCREEN

## Area of use

Meva Monoscreen is a self cleaning fine screen for water treatment with very high separation degree of solids. A great deal of development work has been carried out to improve the separation at the bottom of the screen, a weak spot in other fine screens on the market.

Meva Monoscreen guarantees the slot width along the entire screening surface and can be operated with almost fully covering screenings mat. Slot widths 0.5-6 mm.



## Function

The unique patented design gives Meva Monoscreen several advantages, especially below the water surface and at the bottom of the screen.

Meva Monoscreen has a motion which retains the prescribed slot width during the entire working cycle. Due to the progressive motion only a small part of the screenings mat is transported up during each cycle. This minimizes the “rush” of water through the screen that can occur after a traditional screening cycle.

The risk for blockage of sand or grain is eliminated by the design where the moving parts never open a wider space than the actual slot width. Meva Monoscreen can be operated with very short pulses and doesn't have to make a complete working cycle to the home position.

Due to this procedure the screenings mat can be kept fully covering, which results in a very high separation degree (up to 50% higher than other designs).

Meva Monoscreen can, as the only screen on the market, ensure slot widths down to 0.5 mm for the entire screening surface.







*Meva Monoscreen in a WWTP*



*High accessibility guarantees easy maintenance and visual control of the screen*



*Meva Monoscreen in combination with a Screw Wash Press*

## Automatic Control


Meva Monoscreen operates intermittently. Thus the operation can be adjusted to the incoming flow. A level sensor is installed in the channel in front of the screen. The screen starts when a pre-set water level is reached and operates until the water level is below the pre-set value. The cycle is repeated when the level is reached again.

## Meva Monoscreen RSM:

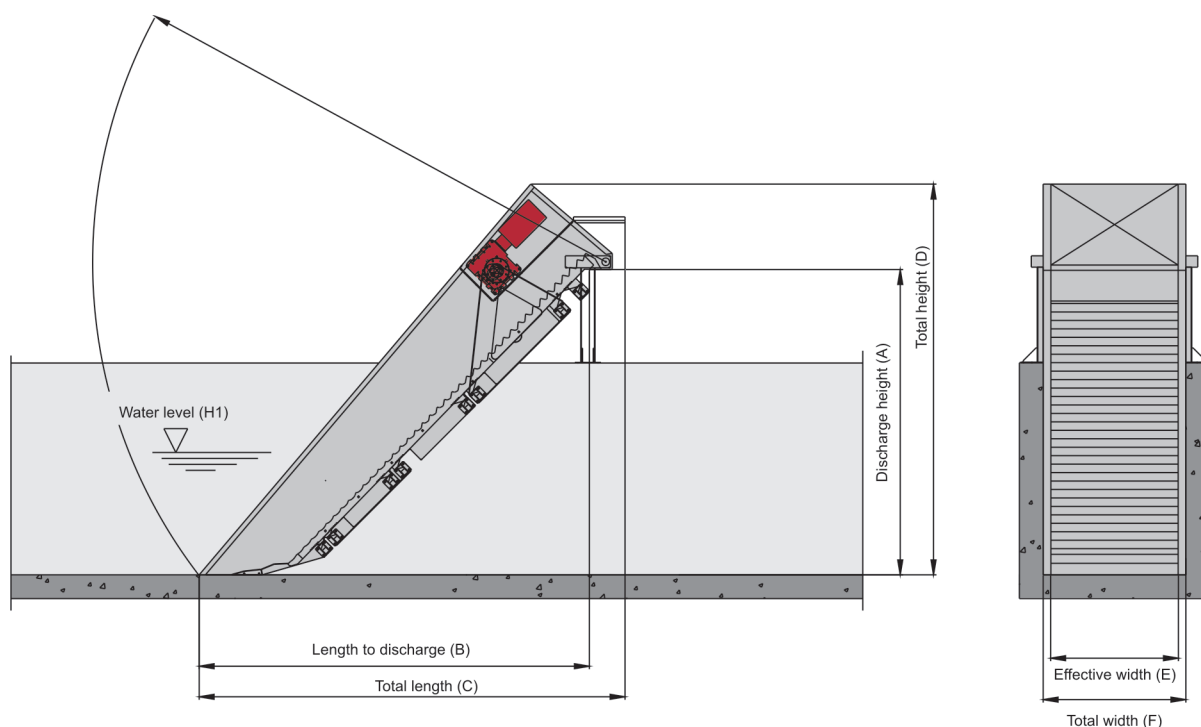
- Patented fine screen with slot width 0.5-6 mm
- Exact slot width during the entire working cycle
- Fully covering screenings mat
- High capacity
- Few moving parts
- Fully enclosed
- The highest separation degree of solids on the market
- High finish guarantees a long life time



*Meva Monoscreen*



# Technical Specification



	RSM 7	RSM 8	RSM11	RSM 15	RSM 20	RSM 26	RSM 31	RSM 35	RSM 38
Max discharge height (A)	640	750	100	1450	2040	2565	3080	3500	3800
Length to discharge (B)	940	1110	1516	1670	2845	3280	4115	4480	4590
Total length (C)	1100	1270	1738	1800	3185	3580	4415	4880	4870
Total height (D)	900	1300	1574	2100	2675	3285	3750	3900	4200
Effective width (E)	200-400	200-550	190-890	300-1000	455-1755	455-1755	510-1720	510-1720	510-1720
Total width (F)	280-480	300-650	290-990	400-1100	585-1885	585-1885	680-1880	680-1880	680-1880
<b>Water level (H1)</b>									
Max upstream	600	740	820	1320	1800	2200	2500	2550	2900
Min upstream	450	450	450	450	550	550	550	550	550